

Technische Informationen Porter Elektro



MOTOR	
Motor	Gleichstrom Bürstenmotor
Treibstoff	Elektrisch
Nennleistung	10,5 kW 96 Volt
Nenndrehmoment	55 Nm bei 1.800 U/Min
Spitzendrehmoment	215 Nm
Betriebsstrom	124 A
Insulationsklasse	F (CEI 15-26)
Umweltschutz Rating	IP20
Max. Geschwindigkeit	55 km/h
Max. Reichweite (WLTP cicle)	bis zu 74 km

ANTRIEBSBATTERIEN	
Typ	Blei-Gel
Batterieladegerät Eingangsspannung	220 V
Nennenergie	17 kWh
Batterieladegerät Typ	An Bord
Batterieladegerät Strom	2 kW
Zeit für vollständige Aufladung	8 Std.
Max. Ladezyklen (Schätzung)	800

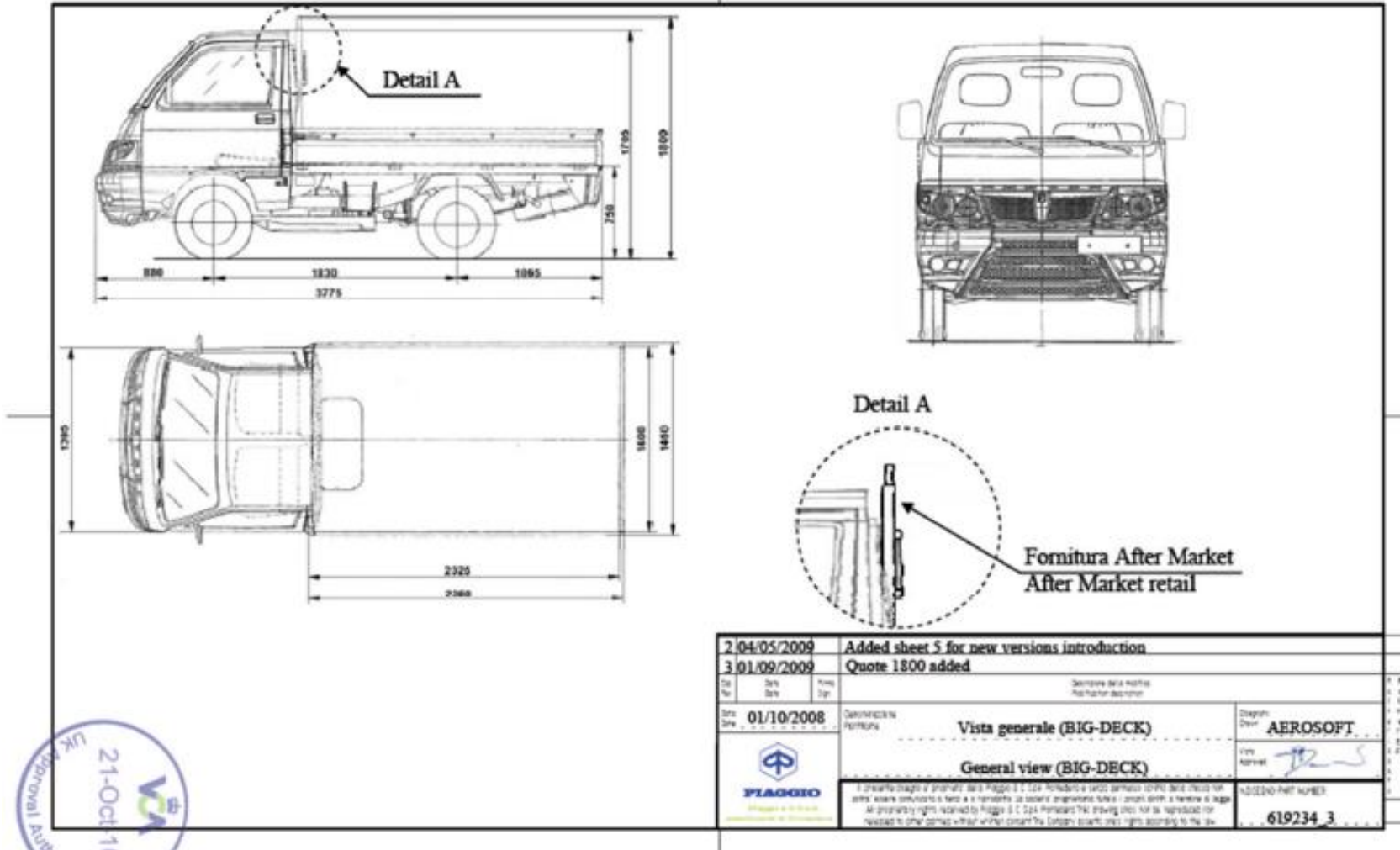
GETRIEBE	
Typ	Stufenloses Getriebe
Richtungen	vorwärts & rückwärts

ANDERE EIGENSCHAFTEN	
Maximale Steigung (voll beladen)	18%
Kühlsystem	Luftgekühlt

ABMESSUNGEN	Chassis	Top Deck	Kipper	Kasten	Kombi
Länge (mm)	3.555	3.775	3.565	3.400	3.400
Breite (mm)	1.395	1.460		1.395	
Höhe (mm)	1.705	1.705	1.705	1.870	
Radstand (mm)	1.830	1.830		1.810	
Überhang vorn (mm)	880				
Überhang hinten (mm)	845	1.065	855	710	
Spurweite vorne (mm)	1.205			1.210	
Spurweite hinten (mm)	1.220				
Ladendeck (mm)	-	1.400x2.325	1.400x1.930	1.210x1.910	1.210x920
Gesamtgewicht	1,8 t				
Zuladung	*	520	450	470	430

* Abhängig von Beschränkungen der Sonderausstattungskonfiguration


Porter Elektro Top Deck



Detail A

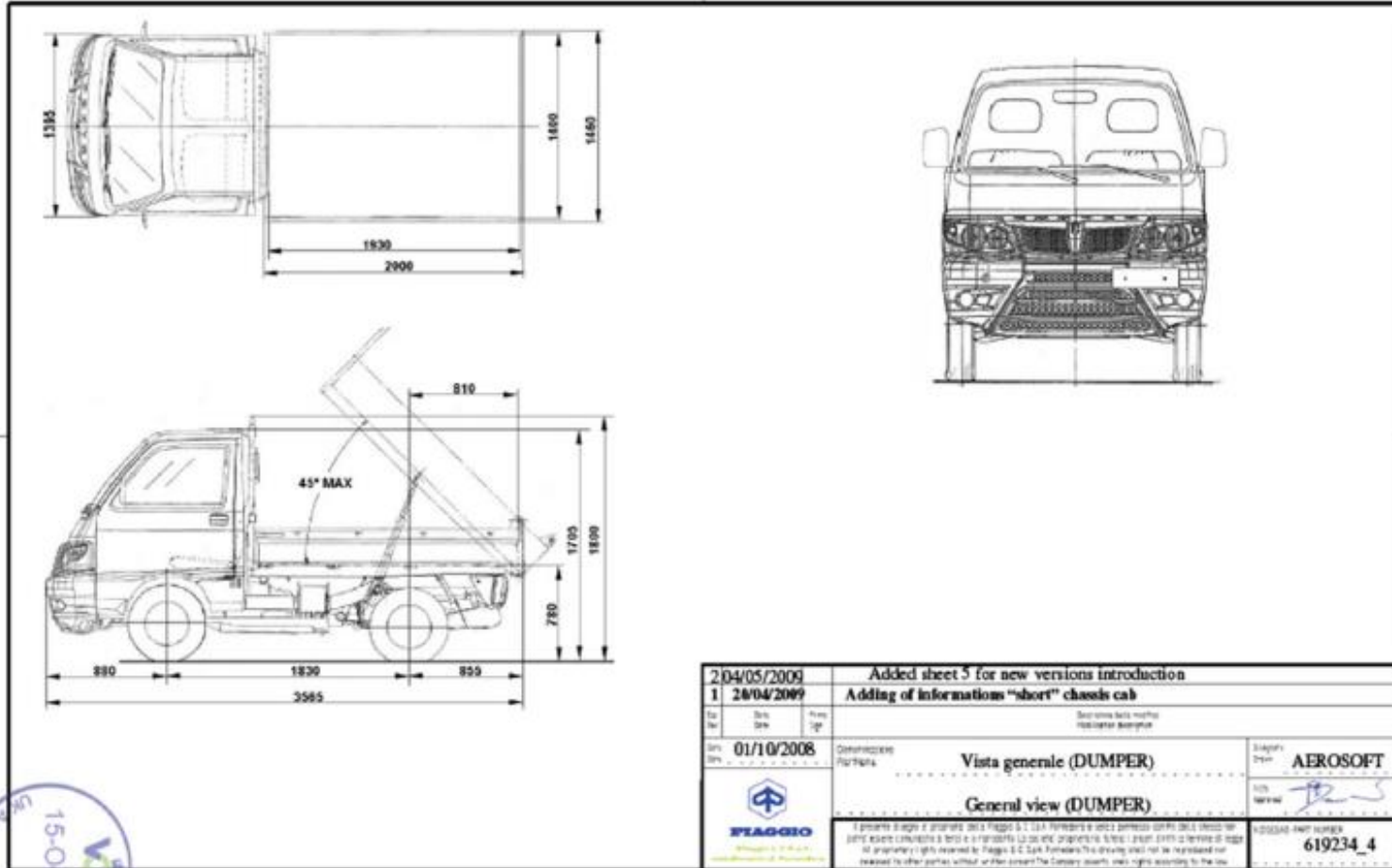
Detail A

Fornitura After Market
After Market retail

2/04/05/2009	Added sheet 5 for new versions introduction		
3/01/09/2009	Quote 1800 added		
Dis. No.	Dis. Date	Dis. Sign.	Disegnare della macchina Realizzare della macchina
Dis. Date	Disegnare della Fornitura	Vista generale (BIG-DECK)	Disegnare Disegnare AEROSOFT
		General view (BIG-DECK)	Vista Approvato <i>[Signature]</i>
			NOTE NO. PART NUMBER 619234_3

UK Approval / Aut
21-Oct-11
VA

Porter Elektro Kipper

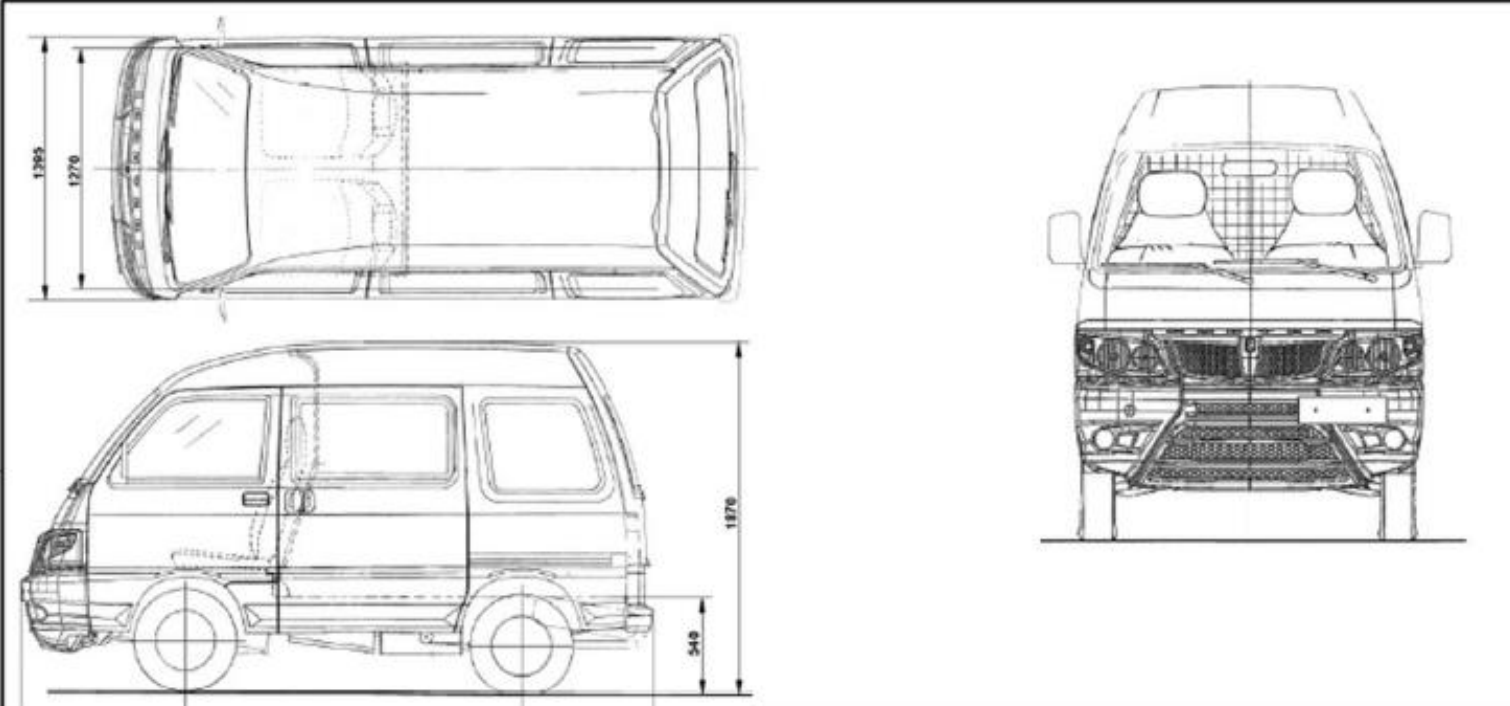


Technical drawings of the Porter Elektro Kipper showing dimensions and views:

- Top View:** Shows a width of 1315 mm and a wheelbase of 1630 mm. The overall length is 2000 mm. The height of the cargo bed is 1460 mm, and the height to the top edge is 1450 mm.
- Front View:** Shows the front profile of the vehicle.
- Side View:** Shows the vehicle with the cargo bed tilted at a maximum angle of 45°. The wheelbase is 1830 mm. The height of the cargo bed is 810 mm. The height of the chassis is 1705 mm, and the height to the top edge is 1800 mm. The height of the chassis at the front is 780 mm. The overall length is 3565 mm, with a front overhang of 880 mm and a rear overhang of 850 mm.



2/04/05/2009		Added sheet 5 for new versions introduction	
1		24/04/2009	
1		Adding of informations "short" chassis cab	
Rev.	Desc.	Pr. ing.	Descrizione della versione / Descrizione dell'opzione
01/10/2008	Definizione Port/Tras.		Vista generale (DUMPER)
			General view (DUMPER)
			AEROSOFT
			619234_4





Technical drawing showing three views of a Piaggio Porter Blind Van with dimensions:

- Top View:** Overall width 1285, wheel track 1270.
- Side View:** Overall height 1876, wheel height 549, wheelbase 1810, front overhang 220, rear overhang 710, total length 3400.
- Front View:** Shows the front grille, headlights, and bumper.

Dis. Ser.	Serie	Price	Descrizione serie modello Indicazione descrizione	
01/10/2008	01/10/2008		Descrizione Porter Kasten	Vista generale (BLIND VAN)
				General view (BLIND VAN)
			Design AEROSOFT Disegnato 	
I diritti di progettazione della Piaggio & C. S.p.A. Piaggio & C. S.p.A. Commerciali sono riservati e sono per tutti i scopi commerciali e non è consentito l'uso non autorizzato senza il permesso scritto. All proprietary rights reserved by Piaggio & C. S.p.A. Piaggio & C. S.p.A. Commerciali. This drawing shall not be reproduced or released to other parties without the consent of the Company. All rights reserved according to the law.			CODICE ARTICOLO 619235_1	

15-Oct-08
VVA

Porter Elektro Kombi

